

Erasmus School of
History, Culture and
Communication

Has the World Cup become more migratory?

A history of foreign-born players in national football
teams, c. 1930-2018

G. van Campenhout, MSc.

PhD Candidate 'Sport and Nation'

Erasmus School of History, Culture and Communication

Erasmus University Rotterdam, the Netherlands

vancampenhout@eshcc.eur.nl

www.sportandnation.com

@GeoCoreNL | @SportandNation

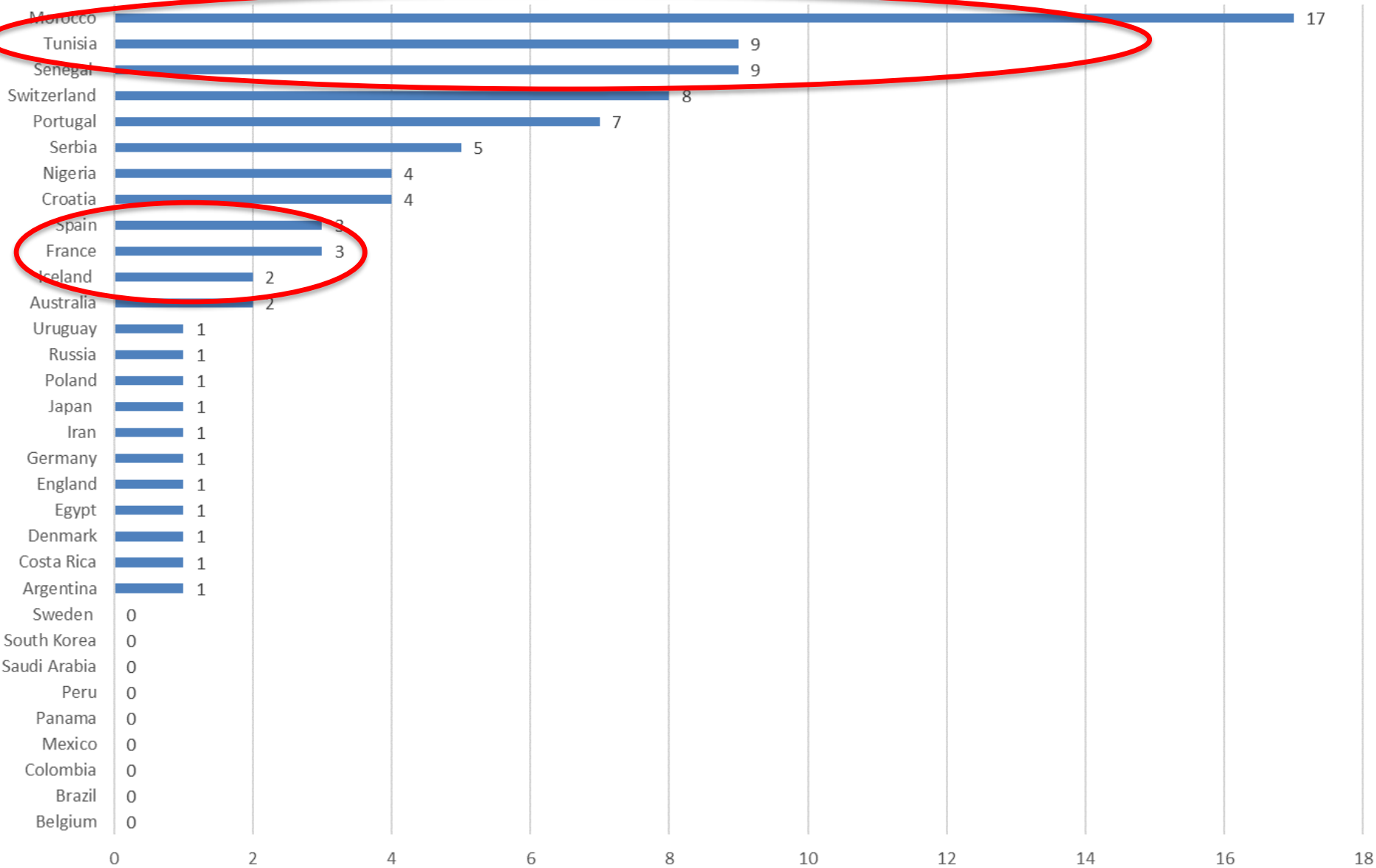
Erasmus University Rotterdam





M. RIFA'I
2018

Absolute number of foreign-born footballers per national team at the 2018 FIFA World Cup [82 foreign-born players]



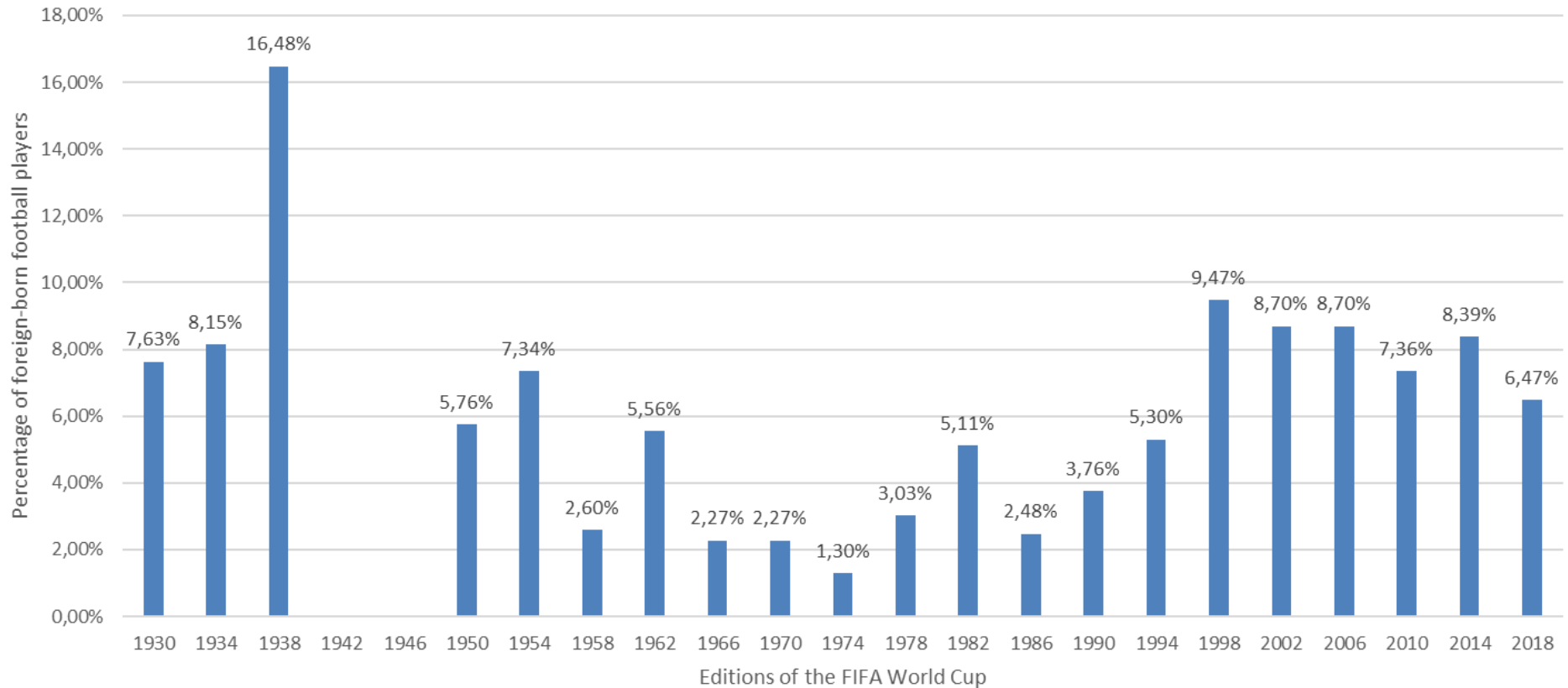
Theoretical approach and database

- Migratoriness of the World Cup and national football teams
 - ✓ *Volume and Diversity*
 - ✓ 'Histories of Migration'
 - ✓ Citizenship regimes
 - Birthright principles: *Ius Soli* and *Ius Sanguinis*
 - After birth through naturalisation: *Ius Domicilii* and *Ius Matrimonii*
- Dataset
 - ✓ 15 national teams, participated at least 10x
 - ✓ 4.671 footballers; 300 foreign-born players

Migration Histories	National Teams
Nation of immigrants	United States
Countries of immigrants	Belgium, England, France, Germany, the Netherlands, Sweden, Switzerland
Latecomers to immigration	Italy, Spain, South Korea
Former countries of immigration	Argentina, Brazil, Mexico, Uruguay

New Phenomenon?

PERCENTAGE FOREIGN-BORN FOOTBALLERS IN THE SELECTED 15 NATIONAL TEAMS
THROUGHOUT THE HISTORY OF THE WORLD CUP, C. 1930-2018



Volume Foreign-born Players per Migration History

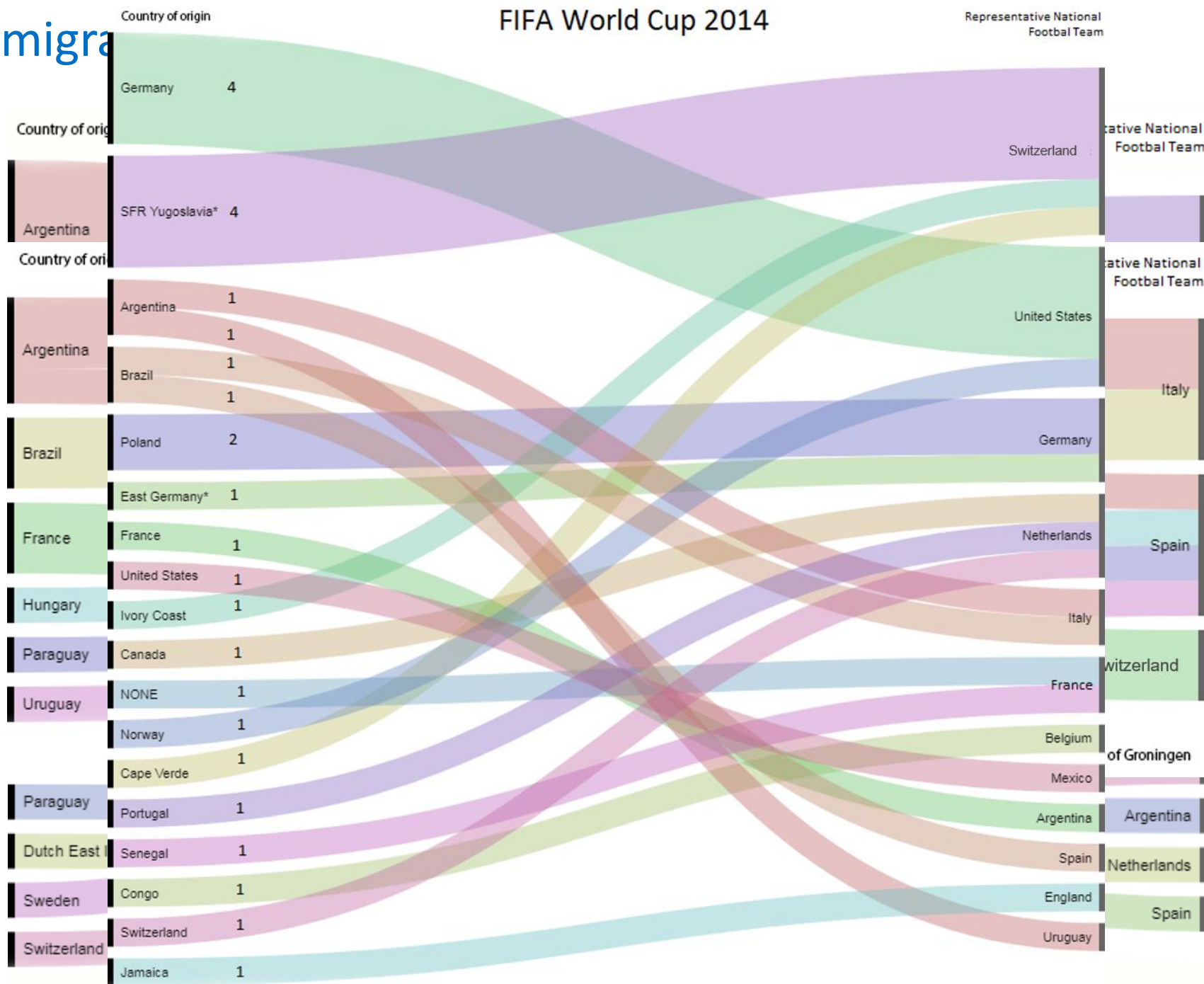
Table 2: Numbers of foreign-born footballers per selected national team at the FIFA World Cup (1930-2108)

National football team	# Selected footballers	# Foreign-born footballers	% Foreign-born footballers
<i>Nations of Immigrants</i>			
United States of America	212	48	22,64%
<i>Countries of Immigration</i>			
Belgium	283	10	3,53%
England	335	11	3,28% *1
France	329	62	18,84%
Germany	423	55	13,00% *2
The Netherlands	223	16	7,17%
Sweden	267	2	0,75%
Switzerland	246	35	14,23%
<i>Latecomers to Immigration</i>			
Italy	400	20	5,00%
Spain	335	15	4,48%
South Korea	223	7	3,14%
<i>Former Countries of Immigration</i>			
Argentina	377	5	1,33%
Brazil	465	0	0,00%
Mexico	353	9	2,55%
Uruguay	290	6	2,07%

Immigration

FIFA World Cup 2014

Representative National Football Team



Conclusions

- The World Cup has become more migratory
 - ✓ Nothing new
 - ✓ Increase in *volume* and *diversity*
 - ✓ From an *immigration* perspective

HOWEVER, the intensification of the *volume* and *diversity* of foreign-born footballers mainly seems to be heightened reflections of trends in international migration

- Selecting foreign-born footballers seems closely related to countries' migration histories
 - ✓ Citizenship regimes
 - ✓ National policies on immigration
 - ✓ Established migration networks

A stylized, handwritten-style logo for Erasmus, featuring a large, flowing 'E' followed by the word 'Erasmus' in a cursive script.



Mark Vieto Club van Sinterklaas ?

See Translation

Like · Reply · 🔄 139 · 36 minutes ago



Dick Groothuijse allemaal zwarte pieten

See Translation

Like · Reply · 🔄 6 · 30 minutes ago



Jordi Siccama "Nederlands" elftal

See Translation

Like · Reply · 🔄 6 · 33 minutes ago



Mark Sluimers Waar is die man met de meiter

See Translation

Like · Reply · 🔄 4 · 33 minutes ago · Edited



Rens Smit Fc aap

Like · Reply · 🔄 4 · 35 minutes ago



Bram Kiers Moeten jullie niet in Gouda zijn?

See Translation

Like · Reply · 🔄 4 · 37 minutes ago



Henne Henne Vis Hulp pieten?

See Translation

Like · Reply · 🔄 3 · 27 minutes ago



Erasmus School of
History, Culture and
Communication

Thank you for
your attention

Questions?

G. van Campenhout, MSc.

PhD Candidate 'Sport and Nation'

Erasmus School of History, Culture and Communication

Erasmus University Rotterdam, the Netherlands

vancampenhout@eshcc.eur.nl

www.sportandnation.com

@GeoCoreNL | @SportandNation