

Research article

Open Access

Retreatment of hepatitis C non-responsive to Interferon. A placebo controlled randomized trial of Ribavirin monotherapy versus combination therapy with Ribavirin and Interferon in 121 patients in the Benelux [ISRCTN53821378]

Bart J Veldt¹, Johannes T Brouwer², Michael Adler³, Frederik Nevens⁴, Peter Michiels⁵, Jean Delwaide⁶, Bettina E Hansen^{7,1}, Solko W Schalm^{*1} and the Benelux Study Group on Treatment of Chronic Hepatitis C

Address: ¹Departments of Gastroenterology and Hepatology of the Erasmus Medical Center Rotterdam, the Netherlands, ²Departments of Gastroenterology and Hepatology of the Reinier de Graaf Hospital Group Delft, the Netherlands, ³Departments of Gastroenterology and Hepatology of the Erasme University Hospital Brussels, Belgium, ⁴Departments of Gastroenterology and Hepatology of the University Hospital Leuven, Belgium, ⁵Departments of Gastroenterology and Hepatology of the University Hospital Antwerp, Belgium, ⁶Departments of Gastroenterology and Hepatology of the University Hospital Liège, Belgium and ⁷Department of Biostatistics, Erasmus Medical Center Rotterdam, the Netherlands

Email: Bart J Veldt - b.veldt@erasmusmc.nl; Johannes T Brouwer - brouwerj@rdgg.nl; Michael Adler - madler@ulb.ac.be; Frederik Nevens - frederik.nevens@uz.kuleuven.ac.be; Peter Michiels - peter.michiels@uza.uia.ac.be; Jean Delwaide - jacques.belaiche@chu.ulg.ac.be; Bettina E Hansen - b.hansen@erasmusmc.nl; Solko W Schalm* - s.schalm@erasmusmc.nl; the Benelux Study Group on Treatment of Chronic Hepatitis C -

* Corresponding author

Published: 29 August 2003

Received: 02 June 2003

BMC Gastroenterology 2003, 3:24

Accepted: 29 August 2003

This article is available from: <http://www.biomedcentral.com/1471-230X/3/24>

© 2003 Veldt et al; licensee BioMed Central Ltd. This is an Open Access article: verbatim copying and redistribution of this article are permitted in all media for any purpose, provided this notice is preserved along with the article's original URL.

Abstract

Background: Evidence based medicine depends on unbiased selection of completed randomized controlled trials. For completeness it is important to publish all trials. This report describes the first large randomised controlled trial where combination therapy was compared to placebo therapy and to ribavirin monotherapy, which has not been published until now.

Methods: One hundred and twenty one patients with chronic hepatitis C and elevated transaminases who did not respond to previous treatment with standard interferon monotherapy, were included from 16 centers in Belgium, the Netherlands and Luxembourg between 1992 and 1996. Patient poor-response characteristics were: genotype 1 (69%), HCV RNA above 2×10^6 copies/ml (55%) and cirrhosis (38%). Patients were randomized to 6 months combination therapy with interferon alpha-2b (3 MU tiw) and ribavirin (1000–1200 mg / day), 6 months ribavirin monotherapy (1000–1200 mg / day) or 6 months ribavirin placebo. The study was double blinded for the ribavirin / placebo component. One patient did not fit the entry criteria, and 3 did not start. All 117 patients who received at least one dose of treatment were included in the intention to treat analysis.

Results: At the end of treatment, HCV RNA was undetectable in 35% of patients on combination therapy and in none of the patients treated with ribavirin monotherapy or placebo. The sustained

virological response rate at 6 months after therapy was 15% for patients treated with interferon and ribavirin.

During the 6 months treatment period 13% of patients on interferon ribavirin combination therapy, 13% of patients on ribavirin monotherapy and 11% of patients on placebo withdrew due to side effects or noncompliance. At 24 weeks of treatment the mean Hb level was 85% of the baseline value, which means a mean decrease from 9.1 mmol/l to 7.8 mmol/l. The Hb levels at the end of treatment were not significantly different from patients treated with ribavirin monotherapy ($p = 0.76$). End of treatment WBC was significantly lower in patients treated with combination therapy, compared to ribavirin ($p < 0.01$) as well as for patients treated with ribavirin monotherapy compared to placebo ($p < 0.01$).

Discussion: This belated report on the only placebo controlled study of interferon ribavirin combination therapy in non responders to standard doses of interferon monotherapy documents the effectiveness, be it limited, of this approach as well as the dynamics of the effects on blood counts.

Background

Until a decade ago, interferon was the only drug available for the treatment of hepatitis C. Only a minority of patients had a sustained response to standard doses of interferon monotherapy. However, non-responders might be still amendable to therapy by either high-dose daily interferon [1] or by standard interferon in combination with ribavirin [2]. This is a belated full report on the the first and probably only RCT where combination therapy was assessed in comparison to ribavirin monotherapy and to placebo therapy.

Methods

Participants

Patients between 18 and 70 years of age with chronic hepatitis C, no ALT normalisation during and after treatment and positive HCV RNA after treatment with interferon monotherapy, were eligible for the study. The previous treatment course consisted of three mega units interferon thrice weekly for 24 weeks or at least eight weeks of treatment with 6 mega units interferon thrice weekly or at least 4 weeks of 10 mega units interferon thrice weekly.

Patients with hepatitis of other viral origin, patients with inherited metabolic liver disease, patients with acquired metabolic liver disease related to alcohol, hepatotoxic drugs or obesity and patients with autoimmune hepatitis were excluded from the study. Other exclusion criteria were significant medical illness within the past five years, pregnancy or likelihood of becoming pregnant, immune modulating therapy (corticosteroids) within the past 6 months, inadequate levels of hemoglobin (< 6 mmol/l), platelet count ($< 50 \times 10^9/l$), white blood cells ($< 3 \times 10^9/l$), signs of hepatocellular carcinoma or decompensated liver disease, recent drug or alcohol addiction and unlikeliness to attend regularly for treatment and follow up.

Data were collected in 16 centers in Belgium and in the Netherlands; central data collection was done in the Erasmus Medical Center in Rotterdam, the Netherlands. The study received ethics committee approval in all centers involved and all patients gave signed informed consent.

Interventions

Patients were randomised and assigned to receive either ribavirin (ICN pharmaceuticals, Bucks, United Kingdom) monotherapy or a matched placebo orally twice a day in a total dose of 1200 mg a day (body weight ≥ 75 kg) or 1000 mg a day (body weight < 75 kg) for 24 weeks, or interferon (Intron A, Schering Plough, Kenilworth, NJ, USA) 3 mega units thrice a week combined with ribavirin 1000 or 1200 mg according to body weight during 24 weeks.

All patients were assessed in an outpatient setting for safety, tolerance and efficacy at the end of weeks 2, 4, 8, 12, 16, 20 and 24 and every 4 weeks during follow up until week 48. Initial HCV-RNA was measured by bDNA with a lower detection limit of 2000 copies/ml, HCV-RNA negativity at week 24 and week 48 was measured by PCR. HCV-RNA and hematologic- and biochemical parameters were measured in the certified laboratories of the participating hospitals; results were corrected for local normal values. Liver biopsies, taken within 12 months before treatment were reviewed by the local pathologist for the presence or absence of cirrhosis.

Objectives

The objective of this study was to evaluate if interferon ribavirin combination therapy or ribavirin monotherapy would be a therapeutic option for non-responders to previous interferon therapy.

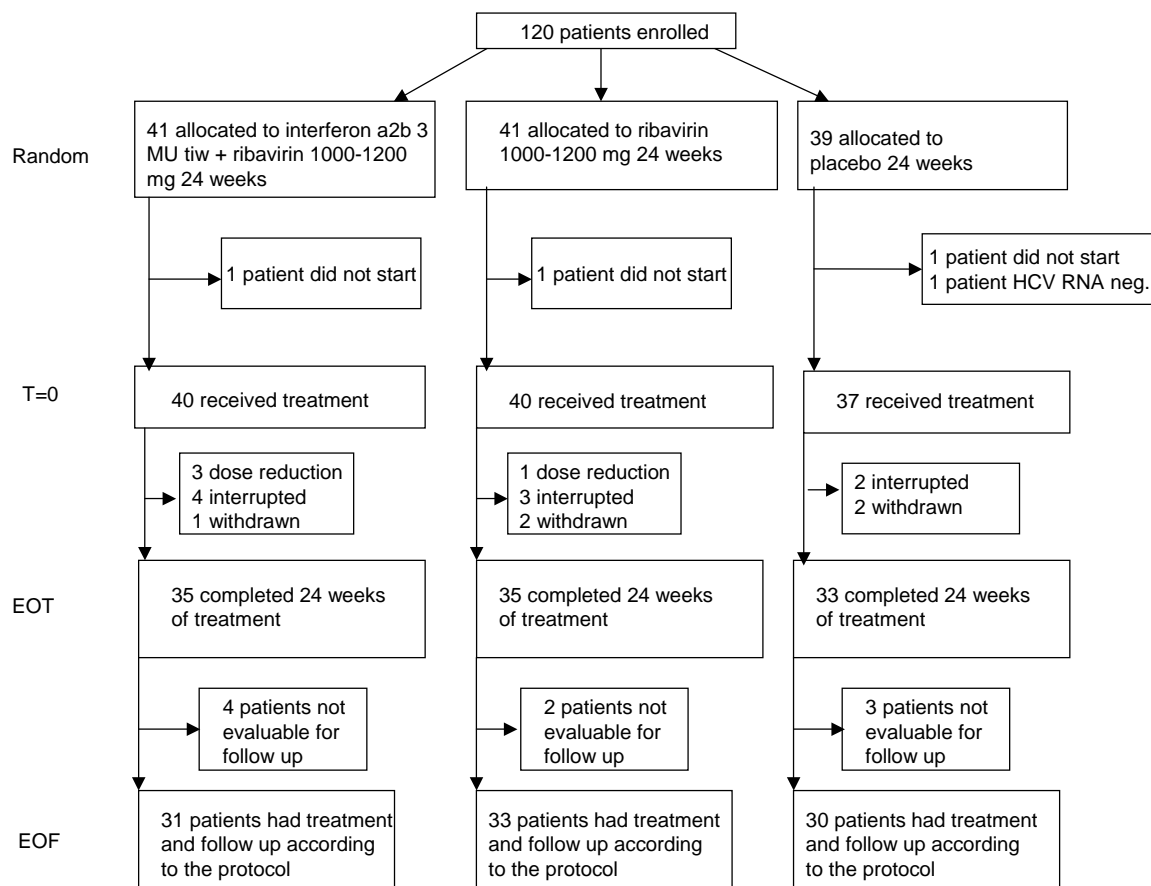


Figure 1
 Trial profile. Patients who had a dose reduction following the protocol were included in all analyses.

Outcomes

The primary endpoint for this study was defined as loss of detectable serum HCV RNA 24 weeks after the end of treatment. The secondary endpoint was normalisation of alanine aminotransferase 24 weeks after treatment.

Sample size

It was calculated that 120 patients (40 per treatment arm) were needed in order to have 90% chance of detecting a difference of 30% at the significance level of $p = 0.05$ (single sided testing) in disappearance of HCV RNA or normalization of ALT levels, assuming the frequency of these endpoints would be ten percent or less in the placebo group.

Criteria for 50% dose reduction of ribavirin were anemia with $Hb < 5.4$ mmol/l or excessive subjective symptoms such as myalgia, fatigue or dyspepsia interfering severely

with daily activities. Criteria for a 50% dose reduction of the total weekly interferon dose included leucopenia $< 1.5 \times 10^9/l$, thrombocytopenia $< 40 \times 10^9/l$ or excessive subjective symptoms interfering with daily activities.

Randomization

Randomization was performed centrally at the coordination center in Rotterdam, the Netherlands after receiving all entry data, by opening an envelope [3]. Patients were randomized to either combination therapy or monotherapy at a ratio of 1:2 after stratification for the presence of cirrhosis. The ribavirin and placebo arms were double blinded. Patients allocated to monotherapy received blinded study medication containing either ribavirin or placebo.

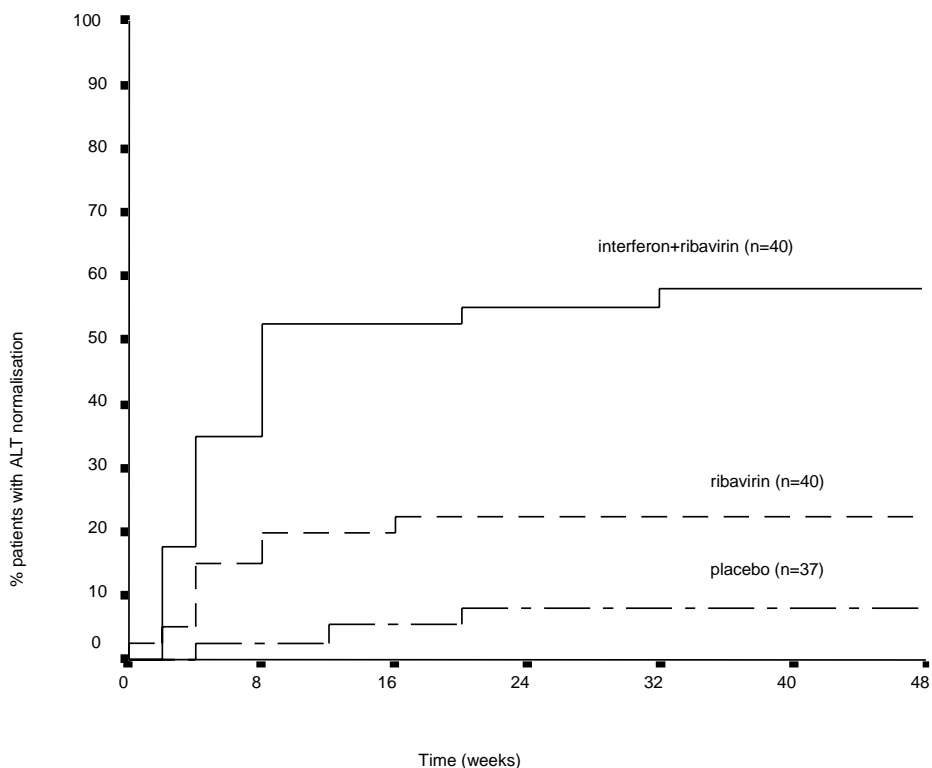


Figure 2 Cumulative probability of ALT response during treatment. Intention to treat population, per treatment group. Response was defined as normal ALT on at least two sequential occasions, the time of response was taken at the first normal ALT. $p = 0,00$ interferon + ribavirin vs placebo $p = 0,02$ ribavirin vs placebo $p = 0,02$ interferon + ribavirin vs ribavirin (Log rank test)

Allocation concealment

The randomization code of the monotherapy arms of the study remained concealed until all patients had completed their follow up and the database had been verified and closed.

Statistical analysis

All statistical analyses were performed using SPSS for Windows (Version 10 SPSS Inc, Chicago, IL, USA). The Kaplan Meier method was used to evaluate the time of ALT normalisation according to treatment using the log rank test to assess statistical significance. The Pearson Chi-square test was used to compare the differences in mean end of treatment and end of follow up response between the different groups. The Mann Whitney test was used to com-

pare the differences in mean end of treatment blood counts.

Results

Participant flow

121 patients were recruited from 16 university and affiliated hospitals in Belgium, the Netherlands and Luxembourg ('Benelux'). Seventy seven patients had been treated in a previous Benelux study on interferon mono therapy [4], the other 44 had been treated with a comparable treatment schedule of 6 MU interferon thrice a week for at least 12 weeks or 3 MU for at least 24 weeks.

One patient was excluded in view of a negative HCV RNA-test at baseline and three never started therapy. All

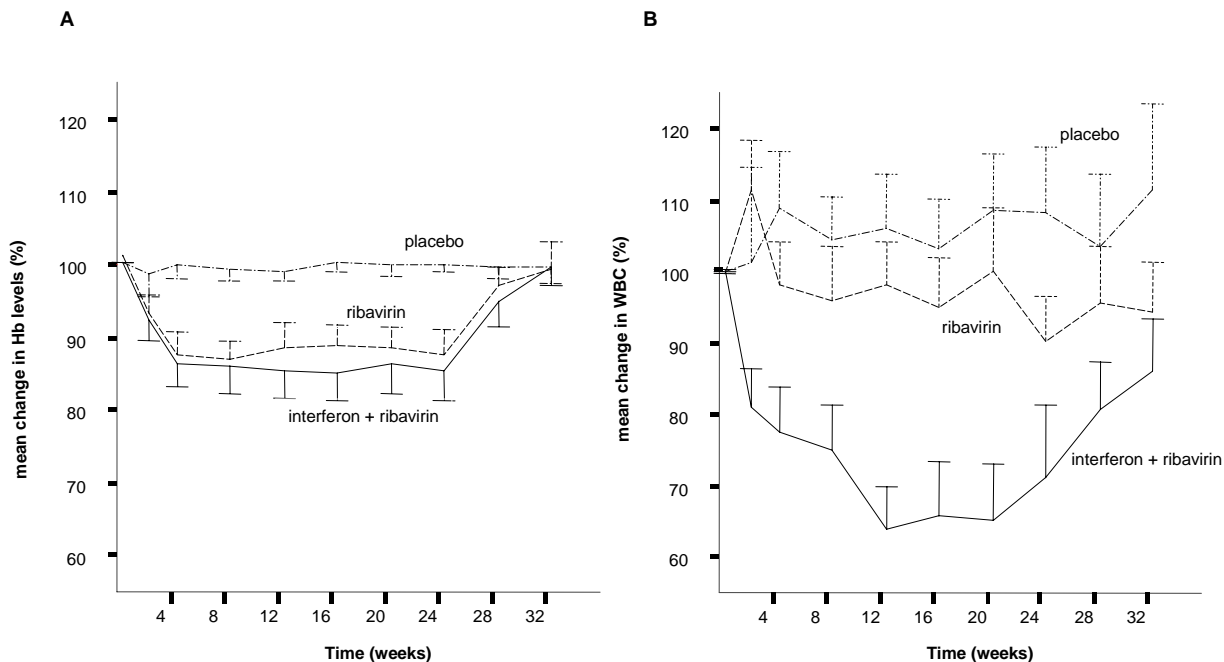


Figure 3
Changes in blood counts over time, by treatment. A: hemoglobin; B: total white blood cells.

remaining 117 patients were included in the analysis (fig 1).

Recruitment

Patients were recruited between 1992 and 1996.

Baseline data

There were no differences in patient characteristics between the 3 treatment groups (table 1). Patient poor-response characteristics were: genotype 1 (69%), HCV RNA above 2×10^6 copies/ml (55%) and cirrhosis (38%).

Numbers analyzed

The results are presented on the basis of patients who received at least one dosis of study medication, the intention to treat population. 40 patients received at least one dose of combination therapy, another 40 patients

received at least one dose of ribavirin and 37 patients received at least one dose of placebo.

Outcomes and estimation

Patients who received combination therapy had significantly better responses than patients treated with ribavirin monotherapy or placebo, both virologically (HCV-RNA negativity) as well as biochemically (ALT normalisation). At the end of treatment, HCV RNA was undetectable in 35% of patients on combination therapy and in none of the patients treated with ribavirin monotherapy or placebo. The sustained virological response rate at 6 months after therapy was 15% for patients treated with interferon and ribavirin (table 2).

18% of patients receiving combination therapy, 3% of patients receiving ribavirin monotherapy and 3% of

Table 1: Base-line characteristics of the patients (intention-to-treat population).

Characteristic*	Interferon and Ribavirin 6 mo (n = 40)	Ribavirin 6 mo (n = 40)	Placebo 6 mo (n = 37)
Age – yr	47 ± 12	48 ± 12	46 ± 12
Sex – M/F	28/12	28/12	31/6
Serum ALT – times ULN	3.8 ± 2.0	3.8 ± 2.0	3.7 ± 1.6
Serum HCV RNA†			
Copies/ml – log ₁₀	6.2 ± 0.8	6.3 ± 0.8	6.3 ± 0.7
≥2 × 10 ⁶ copies/ml – %	54	55	55
Genotype – n (%)			
1	29 (79)	24 (62)	28 (76)
2 or 3	6 (16)	11 (22)	8 (23)
other	2 (5)	4 (6)	1 (3)
Cirrhosis – n (%)	18 (45)	13 (33)	14 (38)

*means ± SD. †Assessed by bDNA in 68 patients (24 interferon+ribavirin, 22 ribavirin, 22 placebo).

Table 2: HCV RNA response at end of therapy and end of follow up, by therapy.

HCV RNA negativity – n (%)	Group A Interferon and Ribavirin 6 mo (n = 40)	Group B Ribavirin 6 mo (n = 40)	Group C Placebo 6 mo (n = 37)
end of therapy	14 (35) ¹	0	0
end of follow-up	6 (15) ²	0	0

¹p < 0.01 (Pearson Chi-square) ²p < 0.01 (Pearson Chi-square)

Table 3: ALT response, by therapy group

ALT response N (%)	Group A Interferon and Ribavirin (n = 40)	Group B Ribavirin (n = 40)	Group C Placebo (n = 37)
On therapy ¹	23 (58%)	9 (23%)	3 (8.1%)
End of treatment ²	19 (48%)	4 (10%)	2 (5.4%)
End of follow up ³	7 (18%)	1 (2.7%)	1 (2.5%)

¹normal ALT on at least two occasions with at least 1 month interval, p < 0.01 (Pearson Chi-square). ²normal ALT at week 24 and at least one month earlier, p < 0.01 (Pearson Chi-square). ³persistently normal ALT levels during 24 weeks follow up, p = 0.02 (Pearson Chi-square).

patients receiving placebo treatment had persistently normal ALT levels during 24 weeks follow up (table 3).

Adverse events

Hemoglobin levels decreased in patients treated with combination therapy and in patients treated with ribavirin monotherapy (fig 3A). After week four a plateau-phase was reached. There was a significant difference between the end of treatment Hb change of the patients receiving combination therapy or ribavirin monotherapy, compared to patients treated with placebo (p < 0.01). The difference in mean end of treatment Hb change between combination therapy and ribavirin monotherapy was not statistically significant (p = 0.76).

Hemoglobin levels returned to baseline values for both groups within 8 weeks after cessation of treatment. Placebo treatment did not significantly affect hemoglobin levels.

White blood counts decreased in patients treated with combination therapy with interferon and ribavirin (fig 3B). At week 12 the mean WBC for this group was 64% from the baseline value. After week 12 a plateau-phase was reached. Ribavirin monotherapy also caused a small, but significant decrease in mean WBC. Placebo treatment did not affect WBC levels.

The mean change in WBC at the end of treatment was greater for the patients treated with combination therapy

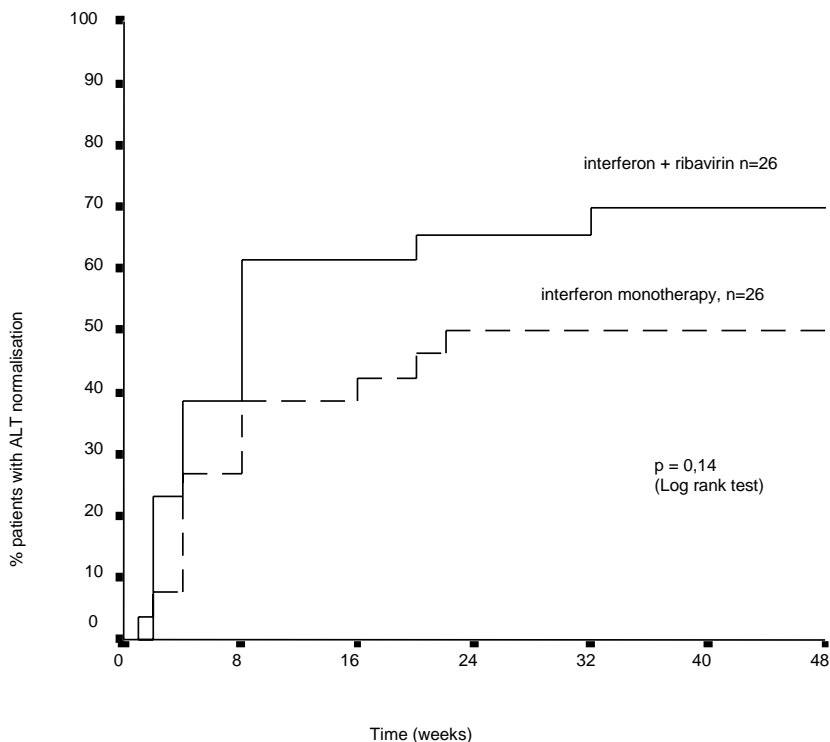


Figure 4

Cumulative probability of ALT response during treatment. Patients treated with combination therapy in this trial vs results of the same patients in a previous trial with interferon monotherapy [4]. There is a trend towards increased normalisation rate with interferon and ribavirin combination therapy.

than for patients treated with ribavirin monotherapy ($p < 0.01$). There was also a significant difference between the end of treatment WBC change in patients receiving ribavirin monotherapy compared to patients treated with placebo ($p < 0.01$).

Side effects

During the 6 months treatment period 13% of patients on interferon ribavirin combination therapy, 13% of patients on ribavirin monotherapy and 11% of patients on placebo withdrew due to side effects or noncompliance (figure 1).

In the group receiving combination treatment 3 patients needed dose reduction of interferon because of dyspnoea, depression and pyelonephritis One patient stopped interferon and had a dose reduction of ribavirin because of subjective side effects and anemia.

Among patients treated with ribavirin, one had a dose reduction because of anemia which gave rise to cardiovas-

cular complaints. One interrupted therapy because of vasculitis.

Ancillary analyses

Figure 4 shows the rates of ALT normalisation of 26 patients who were treated in a previous trial with interferon monotherapy [4] compared to the rates of ALT normalisation the same patients showed in this trial on combination therapy. There is a trend towards increased ALT normalisation rate with interferon and ribavirin combination therapy.

Discussion

In 1991 there were two main therapeutic options for patients not responding to standard doses of interferon monotherapy: treatment with high daily doses of interferon [1] or combination therapy with interferon and ribavirin.

To test this second option we started this randomised controlled trial, in which we compared combination therapy with interferon and ribavirin to ribavirin monotherapy and to placebo. This trial is scientifically sound, with high enough numbers treated to draw reliable conclusions. The feasibility of such a trial was, however, low because of the placebo arm included; consequently it took several years for inclusion of all patients.

Part of the results of this study were published in meta-analyses [5]. This full report can still be of value for meta-analysis by the Cochrane approach and can serve as a reference for ribavirin monotherapy in non-responders and for placebo therapy in non-responders.

This study documents a significant, though small effect of adding ribavirin to the treatment of non-responders. Since then various RCT have been published comparing combination therapy with interferon monotherapy [6–9]. Saracco et al. reported sustained response rates comparable to the 15% we found in this study in patients assigned to a comparable treatment schedule [7]. In meta-analyses that have been published on this subject, also response rates of 14–16% have been reported [10–13]. One way to increase response rates in patients retreated with combination therapy, is to make a stricter selection and to treat only subgroups of patients who are more likely to have a sustained response. Camma et al state that sustained response rates can be increased to 30% by selecting patients less than 45 years old with normal gamma-glutamyltransferase levels and by treating them with high dose long course combination therapy [12]. Indeed Saracco et al have shown that non-responders benefit the most from prolonged treatment with high dose interferon, achieving response rates up to 23 % in these patients.

In naive patients good results are obtained by treatment with pegylated interferon combined with ribavirin [14,15]. New studies are on their way evaluating the effect of pegylated interferon and ribavirin in non-responders to interferon.

This trial where combination treatment is compared to ribavirin monotherapy and placebo therapy, gives us the opportunity to determine which adverse effects can be expected from which medication. The decrease in WBC in combination therapy is mainly due to interferon, but also ribavirin causes a modest, though significant decrease in WBC.

The decrease in Hb levels seen during combination therapy is almost entirely caused by ribavirin, with only a marginal additional effect of interferon.

Conclusion

This belated report on the only placebo controlled study of interferon ribavirin combination therapy in non responders to standard doses of interferon monotherapy documents the effectiveness, be it limited, of this approach as well as the dynamics of the effects on blood counts.

Competing Interests

Investigator initiated study, coordinated by the Foundation for Liver Research in Rotterdam, the Netherlands. ICN Pharmaceuticals and Schering Plough International provided free drug, placebo and financial support.

Acknowledgements

Participants in this study of the Benelux Study Group on treatment of chronic hepatitis C are: ¹M. Adler, ²G.P van Berge Henegouwe, ¹N. Bourgeois, ³J.T. Brouwer, ⁴P. Buydens, ⁵R.A.F.M. Chamuleau, ⁶J. Delwaide, ⁷Th.J.M. Ditzhuysen, ⁸A. Elewaut, ⁹J. Fevery, ¹⁰H. Fierens, ¹¹C. de Galocsy, ¹²B. Hansen, ¹³J. van Hattum, ¹⁴M.L. Hautekeete†, ¹⁵B. van Hoek, ¹⁶P. Michielsen, ¹⁷C.J. Mulder, ¹⁸F. Nevens, ¹⁹J.W. den Ouden-Muller, ²⁰H.W. Reesink, ²¹S.W. Schalm, ²²H. Tuijnman‡, ²³Versieck, ²⁴H. van Vlierberghe, ²⁵R.A. de Vries, ²⁶C.J. Weegink, ²⁷P.J. Wismans.

¹Erasme University Hospital, Brussels, Belgium; ²University Hospital Utrecht, the Netherlands; ³Erasmus Medical Center, Rotterdam, the Netherlands; ⁴University Hospital Brussels, Belgium; ⁵Academic Medical Center Amsterdam, the Netherlands; ⁶University Hospital Liege, Belgium; ⁷Hospital Willem Alexander, 's-Hertogenbosch, the Netherlands; ⁸University Hospital Gent, Belgium; ⁹University Hospital Louvain, Belgium; ¹⁰University Hospital Antwerpen, Belgium; ¹¹Clinic St Anne, Brussels, Belgium; ¹²Leiden University Medical Center, Leiden, the Netherlands; ¹³Rijnstaten Hospital, Arnhem, the Netherlands; ¹⁴St Franciscus Hospital, Rotterdam, the Netherlands; ¹⁵Medical Center Alkmaar, Alkmaar, the Netherlands; ¹⁶Haven Hospital, Rotterdam, the Netherlands.

References

1. Iino S, Hino K, Kuroki T, Suzuki H and Yamamoto S: **Treatment of chronic hepatitis C with high-dose interferon alpha-2b. A multicenter study.** *Dig Dis Sci* 1993, **38**:612-618.
2. Brillanti S, Garson J, Folli M, Whitby K, Deaville R, Masci C, Miglioli M and Barbara L: **A pilot study of combination therapy with ribavirin plus interferon alfa for interferon alfa-resistant chronic hepatitis C.** *Gastroenterology* 1994, **107**:812-817.
3. Peto R, Pike MC, Armitage P, Breslow NE, Cox DR, Howard SV, Mantel N, McPherson K, Peto J and Smith PG: **Design and analysis of randomized clinical trials requiring prolonged observation of each patient. II. analysis and examples.** *Br J Cancer* 1977, **35**:1-39.
4. Brouwer JT, Nevens F, Kleter B, Elewaut A, Adler M, Brenard R, Chamuleau RA, Michielsen PP, Piroette J, Hautekeete ML, Weber J, Bourgeois N, Hansen BE, Bronkhorst CM, ten Kate FJ, Heijink RA, Fevery J and Schalm SW: **Efficacy of interferon dose and prediction of response in chronic hepatitis C: Benelux study in 336 patients.** *J Hepatol* 1998, **28**:951-959.
5. Schalm SW, Hansen BE, Chemello L, Bellobuono A, Brouwer JT, Weiland O, Cavalletto L, Schvarcz R, Ideo G and Alberti A: **Ribavirin enhances the efficacy but not the adverse effects of interferon in chronic hepatitis C. Meta-analysis of individual patient data from European centers.** *J Hepatol* 1997, **26**:961-966.
6. Bellobuono A, Mondazzi L, Tempini S, Silini E, Vicari F and Ideo G: **Ribavirin and interferon-alpha combination therapy vs interferon-alpha alone in the retreatment of chronic hepatitis C: a randomized clinical trial.** *J Viral Hepat* 1997, **4**:185-191.

7. Saracco G, Ciancio A, Olivero A, Smedile A, Roffi L, Croce G, Colletta C, Cariti G, Andreoni M, Bigliano A, Calleri G, Maggi G, Tappero GF, Orsi PG, Terreni N, Macor A, Di Napoli A, Rinaldi E, Ciccone G and Rizzetto M: **A randomized 4-arm multicenter study of interferon alfa-2b plus ribavirin in the treatment of patients with chronic hepatitis C not responding to interferon alone.** *Hepatology* 2001, **34**:133-138.
8. Pol S, Couzigou P, Bourliere M, Abergel A, Combis JM, Larrey D, Tran A, Moussalli J, Poupon R, Berthelot P and Brechot C: **A randomized trial of ribavirin and interferon-alpha vs. interferon-alpha alone in patients with chronic hepatitis C who were non-responders to a previous treatment. Multicenter Study Group under the coordination of the Necker Hospital, Paris, France.** *J Hepatol* 1999, **31**:1-7.
9. Barbaro G, Di Lorenzo G, Soldini M, Giancaspro G, Bellomo G, Belloni G, Grisorio B, Annese M, Bacca D, Francavilla R, Rizzo G and Barbarini G: **Interferon-alpha-2B and ribavirin in combination for chronic hepatitis C patients not responding to interferon-alpha alone: an Italian multicenter, randomized, controlled, clinical study.** *Am J Gastroenterol* 1998, **93**:2445-2451.
10. Cummings KJ, Lee SM, West ES, Cid-Ruzafa J, Fein SG, Aoki Y, Sulkowski MS and Goodman SN: **Interferon and ribavirin vs interferon alone in the re-treatment of chronic hepatitis C previously nonresponsive to interferon: A meta-analysis of randomized trials.** *Jama* 2001, **285**:193-199.
11. Cheng SJ, Bonis PA, Lau J, Pham NQ and Wong JB: **Interferon and ribavirin for patients with chronic hepatitis C who did not respond to previous interferon therapy: a meta-analysis of controlled and uncontrolled trials.** *Hepatology* 2001, **33**:231-240.
12. Camma C, Bruno S, Schepis F, Lo Iacono O, Andreone P, Gramenzi AG, Mangia A, Andriulli A, Puoti M, Spadaro A, Freni M, Di Marco V, Cino L, Saracco G, Chiesa A, Crosignani A, Caporaso N, Morisco F, Rumi MG and Craxi A: **Retreatment with interferon plus ribavirin of chronic hepatitis C non-responders to interferon monotherapy: a meta-analysis of individual patient data.** *Gut* 2002, **51**:864-869.
13. Camma C, Giunta M, Chemello L, Alberti A, Toyoda H, Trepo C, Marcellin P, Zahm F, Schalm S and Craxi A: **Chronic hepatitis C: interferon retreatment of relapsers. A meta-analysis of individual patient data. European Concerted Action on Viral Hepatitis (EUROHEP).** *Hepatology* 1999, **30**:801-807.
14. Manns MP, McHutchison JG, Gordon SC, Rustgi VK, Shiffman M, Reindollar R, Goodman ZD, Koury K, Ling M and Albrecht JK: **Peginterferon alfa-2b plus ribavirin compared with interferon alfa-2b plus ribavirin for initial treatment of chronic hepatitis C: a randomised trial.** *Lancet* 2001, **358**:958-965.
15. Fried MW, Shiffman ML, Reddy KR, Smith C, Marinos G, Goncalves F. L., Jr., Haussinger D, Diago M, Carosi G, Dhumeaux D, Craxi A, Lin A, Hoffman J and Yu J: **Peginterferon alfa-2a plus ribavirin for chronic hepatitis C virus infection.** *N Engl J Med* 2002, **347**:975-982.

Pre-publication history

The pre-publication history for this paper can be accessed here:

<http://www.biomedcentral.com/1471-230X/3/24/prepub>

Publish with **BioMed Central** and every scientist can read your work free of charge

"BioMed Central will be the most significant development for disseminating the results of biomedical research in our lifetime."

Sir Paul Nurse, Cancer Research UK

Your research papers will be:

- available free of charge to the entire biomedical community
- peer reviewed and published immediately upon acceptance
- cited in PubMed and archived on PubMed Central
- yours — you keep the copyright

Submit your manuscript here:
http://www.biomedcentral.com/info/publishing_adv.asp

